



 essence
G226116



2010 - 2011



contents

Floor standing suites

cassia	3
austen	4
brontë	5
davana	6
clover	7
sans sino	8
mercia	9
otama	10
medusa	10
clary	11
cadenza	12
selino	13
mulberry	14
mimosa	15
lazio	16
milan	16
opera	17
manhattan	18
saro	19

Hang on wall/ Hole in wall fires

corello standard	20
corello mirror	21
alto	22
omni	23
izara	24
spiro	24
quarenta	25
cortez	26
hera	26
landscape	27
decade	28
fe2	29

Hang on wall suites

sabatini	30
lucca	31
akaroa	32
aspiration	32
kalista	33
estrada	34

Mantels

isabella	35
rosemary	36
angelica	37

Inset fires

tyrus 2	38
regan 2	39
kelvin 2	40
mayfair	41
fel	42
mariner	43
stanford	44
berkeley	45
cascade	46
operetta	47
sonata	48
atlanta	48
keats	49
tennyson	49

Specifications 50



cassia

- Easy installation, floor standing and no inset required
- Curved flame effect
- 750W/1500W heater
- Low energy flame effect without heat operation
- Fuel effect coal or logs
- Concealed controls
- Available in brass or chrome
- Fireplace colour: Glacier white.



austen

- Easy installation, floor standing and no inset required
- Multifunction remote control including double dimmer for flames and fuel bed
- Unique switchable fuel effect flicker
- Manual override and remote storage behind ashpan cover
- Flame without heat operation
- Hidden heater 1000W/2000W
- Available with either coal or log fuel effects
- Surround: Oak finish with granite effect hearth.



■ Easy installation, floor standing and no inset required ■ Multifunction remote control including double dimmer for flames and fuel bed ■ Unique switchable fuel effect flicker ■ Manual override and remote storage behind ashpan cover ■ Flame without heat operation ■ Hidden heater 1000W/2000W ■ Available with either coal or log fuel effects ■ Surround colour: Ivory cream with granite effect hearth.



dayana

- Easy installation, floor standing and no inset required
- Multifunction remote control including double dimmer for flames and fuel bed
- Unique switchable fuel effect flicker
- Manual override and remote storage behind ashpan cover
- Flame without heat operation
- Hidden heater 1000W/2000W
- Available with either coal or log fuel effects
- Surround colour: Ivory cream with granite effect hearth.



clover

- Easy installation, floor standing and no inset required
- Curved flame effect
- 750W/1500W heater
- Low energy flame without heat operation
- Fuel effect coal or logs
- Concealed controls
- Available in brass or chrome
- Fireplace colour: Portland.



San Sino

- Easy installation, floor standing and no inset required
- Separately switchable downlights in suite
- Unique switchable fuel bed/log flicker
- Panoramic flame effect for maximum impact
- Multifunction remote control including double dimmer for flames and fuel bed
- Internal manual override control panel
- Flame without heat operation
- Hidden heater: 1000W/2000W
- Fireplace colour: Portland
- Available with log or pebble fuel bed.



mercio

■ Easy installation, floor standing and no inset required ■ Multifunction remote control including dimmer ■ Flame without heat operation ■ Hidden heater, 1000W/2000W ■ Curved flame picture ■ Open fuel bed ■ Choice of fuel effects, either pebbles as standard or driftwood as a cost option (shown with pebbles and driftwood) ■ Fireplace colour: Portland.



- Easy installation, floor standing and no inset required
- Low energy LEDs ■ Twin dimmer controls both fire and additional suite LED down lighting ■ Alternative manual control panel
- Curved flame picture
- Open fuel bed ■ Flame without heat operation
- 1000W/2000W heat selection ■ Choice of fuel effects pebbles as standard driftwood as cost option (Shown with pebbles and driftwood)
- Surround colour: Portland
- Choice of shelf colour, oak (pictured) or stone.



otama

- Easy installation, floor standing and no inset required
- Multifunction remote control including dimmer
- Flame without heat operation ■ Hidden heater, 1000W/2000W ■ Curved flame picture ■ Open fuel bed
- Choice of fuel effects, either pebbles as standard or driftwood as a cost option ■ Surround colour: Portland.



medusa



■ Easy installation, floor standing and no inset required ■ Curved flame effect ■ 750W/1500W heater ■ Low energy flame effect without heat operation ■ Fuel effect coal or logs ■ Concealed controls ■ Available in brass or chrome ■ Surround colours available: Portland or light oak with marfil effect back panel and hearth (see page 36 for larger image of mantle) ■ Fire available in cast black only.



cadenza

- Easy installation, floor standing and no inset required
- Silver bowl feature
- Multifunction remote control including dimmer
- Flame without heat operation
- Hidden heater technology, 750W/1500W
- Pebbles supplied as standard or driftwood as a cost option
- Surround colour: Limestone.



Selino

- Easy installation, floor standing and no inset required
- Flame effect without heat operation
- Hidden heater 750W/1500W
- Manual control housed on left side of surround
- Choice of fuel effect, pebbles or pebble mix with driftwood twigs
- Fireplace colour: Glacier white.



mulberry in mahogany



mulberry in oak

- Easy installation, floor standing and no inset required
- Switchable feature side lights
- Simple to use remote control including dimmer
- Manual override under canopy
- Flame without heat operation
- 1000W/2000W heat selection
- Choice of oak or mahogany effect finishes
- Brass frame and fret
- Choice of coal or log fuel effect.



mimosa

oak with stone back panel and hearth



mahogany with black back panel and hearth

- Easy installation, floor standing and no inset required
- Remote control including dimmer
- Manual override under canopy
- Flame without heat operation
- 1000W/2000W heat selection
- Choice of oak or mahogany effect finishes
- Choice of black or stone effect hearth and back panel
- Choice of coal or log fuel effect
- Choice of brass or silver fret.



- Easy installation, floor standing and no inset required
- Multifunction remote control including dimmer
- Curved flame picture
- Hidden heater 750W or 1500W
- Flame without heat operation
- Open fuel bed
- Choice of fuel effects, either pebbles as standard or driftwood as a cost option
- Surround colour: Portland.



- Easy installation, floor standing and no inset required
- Multifunction remote control including dimmer
- Curved flame picture
- Hidden heater 750W or 1500W
- Flame without heat operation
- Open fuel bed
- Choice of fuel effects, either pebbles as standard or driftwood as a cost option
- Surround colour: Portland.





opera

- Easy installation, floor standing and no inset required
- Multifunction remote control including dimmer
- Manual override under canopy
- 1000W/2000W heat selection
- Flame without heat operation
- Choice of fuel effects, coal or log
- Choice of brass or silver, with black fret (see page 47)
- Surround colour: Beige Marfil.



manhattan

■ Easy installation, floor standing and no inset required ■ Multifunction remote control with dimmer ■ Manual override control panel ■ 1000W/2000W heat selection ■ Flame without heat operation ■ Log fuel effect ■ Surround colour: Portland.



Saro

- Easy installation, floor standing and no inset required
- Curved flame effect
- 750W/1500W heater
- Low energy flame effect without heat operation
- Fuel effect coal or logs
- Concealed controls
- Available in brass or chrome
- Fireplace colour: Portuguese stone.



corello standard

corello standard in stone



corello standard in stone extra with silver outer frame



corello standard in graphite

- Choice of two finishes, graphite or stone effect
- Easy installation can be wall mounted or inset into the wall
- Open fuel bed
- Multifunction remote control including dimmer
- Alternative manual control panel on fire
- Flame without heat operation
- Hidden heater 1000W/2000W
- Choice of two widths 1000mm or 800mm and either pebbles or coal fuel effect
- Frame (corello extra) can be added as a cost option to stone or graphite finishes.



corello mirror

corello black mirror



corello silver mirror



cygnus 2 white

- Choice of bright silver, black or cygnus 2 white mirror finishes
- Easy installation can be wall mounted or inset into the wall
- Open fuel bed
- Multifunction remote control including dimmer
- Alternative manual control panel on fire
- Flame without heat operation
- Hidden heater 1000W/ 2000W
- Choice of two widths 1000mm or 800mm and either pebbles or coal fuel effect.



- Unique switchable fuel bed/log flicker
- Panoramic flame effect for maximum impact
- Multifunction remote control including double dimmer for flames and fuel bed
- Front glass panel enclosed effect area
- Manual override control panel
- Flame without heat operation
- Hidden heater 1000W/2000W
- Hang on the wall option is available with outer casing if no inset can be made
- Available with log or pebble.



Omni
glass



omni argento

■ Unique switchable fuel bed/log flicker ■ Panoramic flame effect for maximum impact ■ Multifunction remote control including double dimmer for flames and fuel bed ■ Manual override control panel ■ Flame without heat operation ■ Hidden heater 1000W/2000W ■ omni argento has silver frame and glass panel giving an enclosed effect area ■ omni glass has black glass front with open effect area ■ Hang on the wall option is available with outer casing if no inset can be made ■ Available with log or pebble.



- Low energy LEDs
- Easy installation, surface mounted
- Can be positioned below TV (minimum 600mm from floor)
- Flame without heat operation
- Multifunction remote control including double dimmers for main lighting and side lights
- Coloured filters for both fuel bed and side lights add extra variation
- Choice of fuel effects, pebbles and coal, driftwood as a cost option.



izoro

- Low energy LEDs
- Easy installation, surface mounted
- Can be positioned below TV (minimum 600mm from floor)
- Flame without heat operation
- Multifunction remote control including double dimmers for main lighting and side lights
- Coloured filters for both fuel bed and side lights add extra variation
- Choice of fuel effects, pebbles and coal, driftwood as a cost option.



Spiro
curve



- Easy installation, wall mounted
- Can be positioned below TV (minimum 600mm from floor)
- Curved tinted glass front panel
- Enclosed fuel bed
- 750W/1500W fan heater hidden below fire
- Flame without heat operation
- Multifunction remote control including dimmer housed in front panel
- Alternative manual control panel on fire
- Choice of fuel effects, pebbles and coal, driftwood as a cost option.



- Easy installation, wall mounted and no inset required
- Minimal 120mm projection from wall
- Flame without heat operation
- Hidden heater, 750W or 1500W exit from under fire so can be positioned under TV (minimum 600mm from floor)
- Open fuel bed
- Black mirror finish
- Choice of fuel effect pebble or driftwood as a cost option.



- Easy installation, wall mounted and no inset required
- Minimal 120mm projection from wall
- Flame without heat operation
- Hidden heater, 750W or 1500W exit from under fire so can be positioned under TV (minimum 600mm from floor)
- Open fuel bed
- Ivory cream finish
- Choice of fuel effect pebble or driftwood as a cost option.





landscape

landscape silver/silver



landscape brass/bronze



landscape black/black

- Multifunction remote control including dimmer
- Manual override control panel
- Hidden heater technology 750W/1500W
- Flame without heat operation
- Ease of access for bulb change
- Glass screen and enclosed fuel bed
- Choice of fuel effects, either pebbles as standard or driftwood as a cost option
- Choice of three finishes black/black, silver/silver, brass/bronze (see insets).



decade in ivory cream



decade

metallic pearl grey mirror

- Easy installation, wall mounted so no inset required
- Minimal 120mm projection from wall
- Flame without heat operation
- Hidden heater, 750W or 1500W exit from under fire so can be positioned under TV (minimum 600mm from floor)
- Choice of front finishes, ivory cream or metallic pearl grey mirror
- Choice of fuel effect pebble or pebbles mixed with driftwood behind glass screen.



fe2

glass front



side profile of rear frame

■ Easy installation, wall mounted so no inset required ■ Minimal 120mm projection from wall ■ Flame without heat operation ■ Hidden heater, 750W or 1500W exit from under fire so can be positioned under TV (minimum 600mm from floor) ■ Available with side profile rear frame as a cost option ■ Choice of fuel effect, pebble or driftwood as a cost option ■ Enclosed fuel bed behind glass.



sabatini with optional hearth/no frame

Sabatini extra

- Easy installation, wall mounted
- Alternative floor standing with use of hearth accessory
- Separate switch for side lights
- Multifunction remote control including dimmer
- Manual override control panel on fire
- Flame without heat operation
- Hidden heater 1000W/2000W
- Open fuel bed
- Choice of fuel effects, pebbles or coal as standard or driftwood as a cost option
- Surround colour: Portland
- sabatini extra also available as above but with decorative silver frame.



lucca



lucca shown with optional hearth

- Easy installation, wall mounted
- Alternative floor standing with use of hearth accessory
- Separate switch for side lights
- Glass screen enclosed fuel bed
- Hidden heater 750W/1500W
- Multifunction remote control with dimmer
- Manual override control panel
- Flame without heat operation
- Choice of fuel effects, either pebbles as standard or driftwood as a cost option
- Fireplace colour: Portland
- Fire available in a choice of colours (see landscape fire, page 27).



- Easy installation, wall mounted
- Low energy LEDs
- Flame without heat operation
- Hidden heater, 1000/2000W
- Multifunction remote control including dimmer
- Alternative manual control panel
- Curved flame picture
- Open fuel bed
- Choice of fuel effects, pebbles as standard, driftwood as a cost option (shown with pebbles and extra driftwood pack)
- Surround colour: Portland



akaroa

- Easy installation, wall mounted
- Bright silver mirror front panel
- Curved flame picture
- Multifunction remote control including dimmer
- Hidden heater 1000W/2000W
- Flame without heat operation
- Choice of fuel effects either pebbles as standard, driftwood as a cost option
- Surround colour: Portland.



aspiration



kalista

■ Easy installation, wall mounted ■ Minimal 120mm projection from wall ■ Flame without heat operation ■ Hidden heater, 750w or 1500w exit from under fire so can be positioned under TV (minimum 600mm from floor) ■ Choice of fuel effect pebble or pebbles mixed with driftwood ■ Enclosed fuel bed behind glass ■ Surround colour: Portland.



estrada

■ Easy installation, wall mounted ■ Low energy LEDS ■ Pearl grey glass front ■ Open fuel bed ■ Hidden heater 1000W/2000W ■ Multi function remote control with double dimmers for main lighting and side lights ■ Alternative manual control panel on fire ■ Choice of fuel effects, pebbles as standard or driftwood as a cost option ■ Flame without heat operation ■ Surround colour: Portland.



isabella

■ Surround colour: Glacier white ■ Shown with 37"x37" granite back panel and 54" hearth ■ tyrus 2 inset fire (page 38) in silver.



■ Surround colour: Light oak ■ Shown with 37"x37" beige marfil back panel and 54" hearth ■ mayfair cast black inset fire (page 41).



■ Surround colour: Light oak ■ Shown with 37"x37" beige marfil back panel and 54" hearth ■ tyrus 2 inset fire (page 38) in brass.



tyrus 2

low energy fire



tyrus silver

- Hearth fire with ultra slim 75mm inset
- Curved flame effect
- 750W/1500W heater
- Low energy flame without heat operation
- Discreet controls
- Fuel effect coal or log
- Wall spacer available to avoid inset
- Available in brass or silver.



regan 2

low energy fire



regan brass

- Hearth fire with ultra slim 75mm inset
- Curved flame effect
- 750W/1500W heater
- Low energy flame without heat operation
- Fuel effect coal or log
- Wall spacer available to avoid inset
- Available in brass or silver.



- Hearth fire with ultra slim 75mm inset ■ Curved flame effect ■ 750W/1500W heater ■ Low energy flame without heat operation ■ Fuel effect pebbles only
- Wall spacer available to avoid inset ■ Available in brushed silver or brass.



- Hearth fire with ultra slim 110mm inset ■ Curved flame effect ■ 750W/1500W heater ■ Low energy flame without heat operation ■ Discreet controls
- Fuel effect coal or log ■ No spacer available ■ Available in cast black only.



- Hearth fire with ultra slim 75mm inset ■ Curved flame effect ■ 750W/1500W heater ■ Flame without heat operation ■ Discreet controls
- Fuel effect coal or log ■ Wall spacer available to avoid inset ■ Available in brass or silver frame.



mariner



mariner in black



mariner in brass

- Hearth fire with ultra slim 75mm inset ■ Curved flame effect ■ Multifunction remote control including dimmer ■ 1000W/2000W heat selection
- Flame without heat operation ■ Choice of fuel effects, either pebbles as standard, or driftwood as a cost option ■ Wall spacer available to avoid inset
- Available in brushed silver, brass and black.



- Hearth fire with ultra slim 75mm inset ■ Curved flame effect ■ Flame without heat operation ■ Multifunction remote control including dimmer
- 1000W/2000W heater, concealed under canopy ■ Choice of fuel effects, coal or log ■ Wall spacer available to avoid inset ■ Available in brass or silver.



- Hearth fire with ultra slim 75mm inset ■ Curved flame effect ■ Flame without heat operation ■ Multifunction remote control including dimmer
- 1000W/2000W heater, concealed under canopy ■ Choice of fuel effects, coal or log ■ Wall spacer available to avoid inset ■ Available in brass or silver.



- Cast 80mm inset fire ■ Multifunction remote control including dimmer ■ Curved flame effect ■ 1000W/2000W heater, concealed under canopy
- Flame without heat operation ■ Choice of fuel effects, coal or log ■ No spacer available for this fire ■ Available in silver or black cast finish.



- Hearth fire with ultra slim 75mm inset
- Flame without heat operation
- Multifunction remote control including dimmer
- 1000W/2000W heater, concealed under canopy
- Choice of fuel effects, coal or log
- Wall spacer available to avoid inset
- Available in brass or silver/black fret.



- Hearth fire with 145mm inset ■ Multifunction remote control including dimmer ■ Flame without heat operation ■ Hidden heater ■ 750W/1500W ■ Pebble fuel effect, driftwood as a cost option ■ Silver bowl only ■ No spacer available.



- Hearth fire with 180mm inset ■ Multifunction remote control including dimmer ■ Manual override control panel ■ 1000W/2000W heat selection ■ Flame without heat operation ■ Log effect only ■ No spacer available.





keats

- keats edwardian cast back panel and fire insert
- Multifunction remote control including double dimmer for flames and fuel bed
- Unique switchable fuel effect flicker
- Manual override and remote storage behind ashpan cover
- Flame without heat operation
- Hidden heater 1000W/2000W
- Available with either coal or log fuel effects
- Cast and polished aluminium.



tennyson

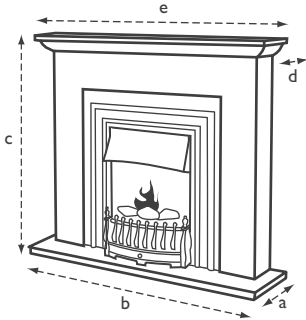
- tennyson victorian cast back panel and fire insert
- Multifunction remote control including double dimmer for flames and fuel bed
- Unique switchable fuel effect flicker
- Manual override and remote storage behind ashpan cover
- Flame without heat operation
- Hidden heater 1000W/2000W
- Available with either coal or log fuel effects
- Cast and polished aluminium.



Specifications

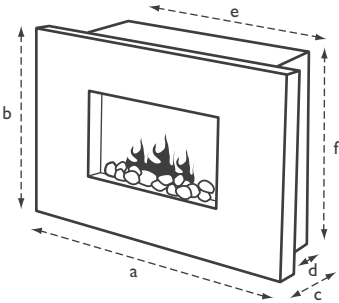
Floor standing suites

page	name	a	b	c	d	e
3	cassia	350	1220	1090	225	1220
4	austen	390	1370	1170	260	1350
5	brontë	390	1370	1200	320	1370
6	davana	375	1215	1125	290	1190
7	clover	375	1200	1080	190	1220
8	san sino	300	1500	930	275	1450
9	mercia	380	1040	890	240	1060
10	otama	380	980	840	250	980
10	medusa	400	1200	950	260	1200
11	clary	375	1360	1195	250	1385
12	cadenza	350	1200	1000	210	1100
13	selino	240	1160	780	190	1050
14	mulberry	370	1100	760	260	1110
15	mimosa	295	1100	1000	230	1100
16	lazio	360	1100	800	260	810
16	milan	360	1200	855	235	1100
17	opera	380	1435	1125	230	1440
18	manhattan	380	1350	1055	290	1350
19	saro	375	1215	1080	190	1215



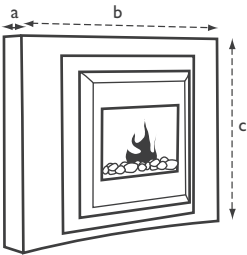
Hang on the wall/Hole in the wall fires

page	name	a	b	c	d	e	f
20	corello 800	820	590	185	125	540	550
21	corello 1000	1000	590	185	125	540	550
22	alto	1000	560	230	175	830	535
23	omni	1000	560	230	175	830	535
24	izara	900	400	145			
24	spiro curve	900	400	165			
25	quarenta	900	490	140			
25	quarenta curve	800	490	165			
26	cortez	985	550	125			
26	hera	845	550	125			
27	landscape	660	655	215	160	570	565
28	decade	985	550	125			
29	FE2	945	600	125			



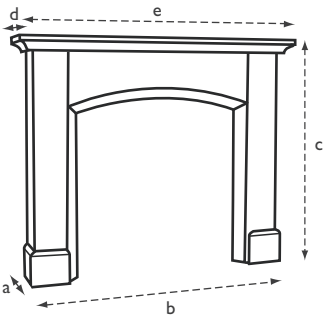
Hang on wall suites

page	name	a	b	c
30	sabatina	1200	890	195
31	lucca	1200	940	215
32	akaroa	950	730	185
32	aspiration	1050	790	210
33	kalista	1150	600	145
34	estrada	1200	760	200



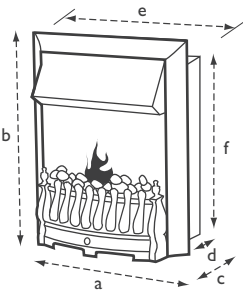
Mantels

page	name	a	b	c	d	e
35	isabella	160	1200	1110	220	1350
36	rosemary	205	1290	1140	250	1385
37	angelica	160	1210	1110	195	1370



Inset fires

page	name	a	b	c	d	e	f
38	tyrus 2	495	605	220	75	400	560
39	regan 2	495	605	220	75	400	560
40	kelvin 2	495	605	180	75	400	560
41	mayfair	490	630	220	110	400	560
42	fel	495	605	180	75	400	560
43	mariner	495	610	220	65	400	560
44	stanford	495	610	225	70	400	560
45	berkeley	495	610	225	70	400	560
46	cascade	490	630	200	90	400	565
47	operetta	660	610	200	75	575	570
48	sonata	545	605	200	145	400	570
48	atlanta	635	525	240	180	530	500
49	keats	945	945	200	165	-	-
49	tennyson	955	955	200	165	-	-



All dimensions to the nearest 5mm



Flamerite Fires Ltd ■ Greenhough Road ■ Lichfield ■ Staffordshire ■ WS13 7AU
Tel: 01543 251122 ■ Fax: 01543 251133 ■ Email: info@flameritefires.com

www.flameritefires.com

Flamerite Fires Limited owns the copyright and unregistered design rights in all fires in this catalogue.

In addition Flamerite Fires Limited owns the following patents and designs relating to the products:

British Patent nos. 2 377 752B, 2 386 680B, 2 418 984B

British patent applications nos. 2 431 230A, 2 438 942A

British Registered Designs nos. 3006217, 3012622

Community Registered Design nos. 000422225-0001, 000422225-0002, 000422225-0003, 000597000-0001

Flamerite is a trade mark owned by Flamerite Fires Limited and is registered as British Registration no. 2272174 and Community Registration no. 006202196.

Manufactured in the United Kingdom. All products are protected by patents, registered design and intellectual property rights. Flamerite Fires Ltd. will protect these rights.

All specifications are correct at the time of publishing but are subject to change.